

# P2 Literacy Grid- Week 3 (25.01.2021)

EducationCity username: P2Tollcross  
EducationCity password: Tollcross

## This Week's Sound: e-e

This week's sound is split digraph e-e. Where Magic 'e' makes 'e' say its name 'E'.

- Listen to '[Kids Vs Phonics E-e' Song](#) or [Phab Phonics E-e song](#). What are the names of the characters in these songs? How many other words can you remember with e-e?
- Play '[Steve's Theme Park](#)' on EducationCity.
- Complete 'Steve Theme Park' worksheet found in Files> Weekly grids>Week 3.

More activities available on Teams  
Files→Literacy→Sounds→E-e (Week 3)

## Grammar: Adjectives

An **adjective** is a word that describes a noun.

- Listen to '[If you were an adjective...](#)'
- Click on '[What is an adjective?](#)' and watch the video. Then complete the verb highlighting activity and the quiz.
- Read a story and write down all the amazing adjectives you find.

**Challenge:** Write your own sentence(s) using some of the adjectives you found in the story.

'[Adjectives](#)' collection available on EPIC.

## Word Boost

Listen to the story, 'No room for Napoleon' by Adria Meserve

<https://www.youtube.com/watch?v=dmCKFdGgNsI&t=51s>

Below are this week's Boost Words:

Book 16: No Room for Napoleon

Noun	Verb	Adjective	Definition
	explore		If you explore a place you move around it to find out what it is like.
	greet		When you greet someone you do something or say something when you meet them.
a tour			A tour is when you go lots of different places to see different things.
	collect		If you collect things you bring them together from different places or from different people.
	offer		If you offer something to somebody you ask them if they would like it or like to do it.

Can you hear these words in the story?  
Can you use them in your own sentences?

## Sight Words

Mild	Hot	Spicy
they said one you her Of	other Mother Another Work World Word	friend does done write great move

- Complete at least **one** of the Spelling tasks on the Spelling grid.
- Go on [Spelling City](#) and you will see 'Mrs Dripps Lists'. Then choose a Block of Tricky words you would like to play a game with.. Mild= Block 1 or 2  
Spicy=Block 3 and 4  
Extra Hot=4 and 5

## Writing \*Assignment\*

We are learning to use adjectives to describe our own dream sandwiches.

First, listen to the story '[Daddy's Sandwich](#)'

Then, look at Miss Steel's 'Dream Sandwich' on the next page and answer the questions in the orange box to develop a clear understanding of the 'Steps to Success'.

Finally follow Miss Steel's 'Steps to Success' to create your own dream sandwich. Find the Assignment template on Teams.


Files>Weekly Grids>Week 3> My dream sandwich

## Reading and Comprehension

Read a book or e-book in [Oxford Owl's free e-book library](#) and answer **at least one** 'Evaluating' question and 'Creating' question.


**Evaluating**

- Which character would you most like to be friends with and why?
- Would you recommend this story? Explain your answer.
- Was the main character good or bad? Provide evidence from the text.



**Creating**

- Write a blurb for the book.
- Create a new character for the story.
- Create a new ending for the story.



**Challenge:** Complete 'Winter Wonderland' Reading Comprehension task. There is a mild, hot and spicy challenge available.


Files>Literacy>Reading>Winter Wonderland.

LI: We are learning to use adjectives to describe our dream sandwich.

### Steps to success

1) My sandwich has 3+ ingredients.	
2) I have chosen an adjective to describe each ingredient	
3) I have drawn my sandwich.	
4) I have written 2 or more sentences using adjectives to describe my sandwich.	
5) I have checked my sentence makes sense. Then I have checked for capital letters, full stops and spaces between my words.	
Challenge: Write 4 sentences using the bold sentence starters. (My dream sandwich..., Then, Next and Finally)	

My Dream Sandwich Design



My dream sandwich would have creamy and chunky avocados at the bottom.

Then it would have a thick dollop of spicy tomato and chilli chutney.

Next would be a bouncy bed of fresh green rocket.

Finally, my dream sandwich would have huge chunks of deliciously salty halloumi cheese.

Read the 'Learning Intention' and then the 'Steps to Success'.

Then tick off 'Steps to Success' once you have checked Miss Steel has included these.

- 1) Has Miss Steel included 3+ ingredients? What are they?
- 2) Has she described each ingredient using an adjective? Circle the adjectives.
- 3) Has she drawn her sandwich using detail?
- 4) Has she written two or more sentences using adjectives to describe her sandwich? How do you know?
- 5) Has she attempted the challenge?

Now it is time for you to create your dream sandwich!

Before you get drawing or writing, remember to take lots of time to talk about your sandwich.

On the following page there is an 'Food Adjective' word bank to help.

Follow the **Steps to Success** and your writing will be amazing!

The writing template is available on Teams.  
Files>Weekly Grids>Week 3> My dream sandwich

## Adjectives to describe FOOD

Shape 	Taste 	Appearance 	Texture 	Size 
round square straight triangular rectangular oval flat wavy chunky hollow	fizzy sweet delicious yummy cheesy tasty spicy salty sour juicy fresh rich disgusting	red brown black green blue yellow orange golden beautiful dazzling dripping flaky appealing	creamy smooth rough bumpy lumpy dry crispy chewy oily greasy fatty	small teeny tiny big huge jumbo giant long large

